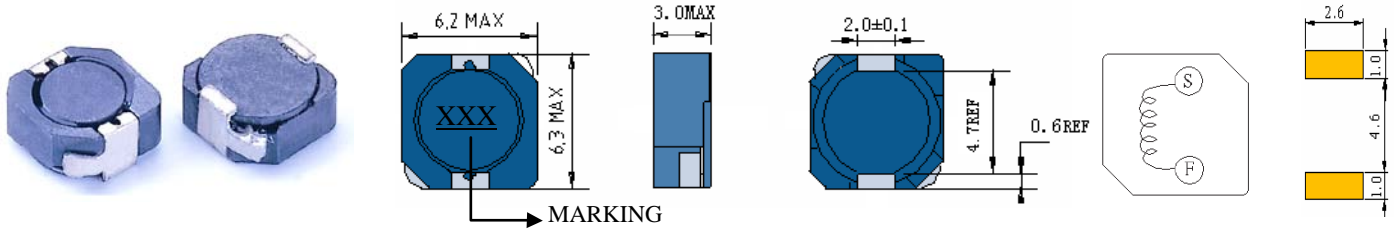


# SCRH5D28R

## SMD POWER INDUCTORS

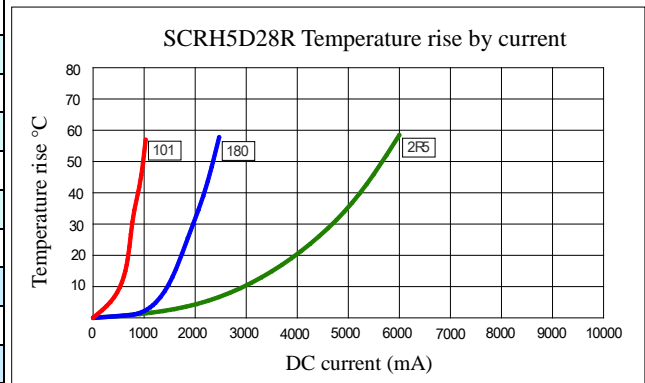
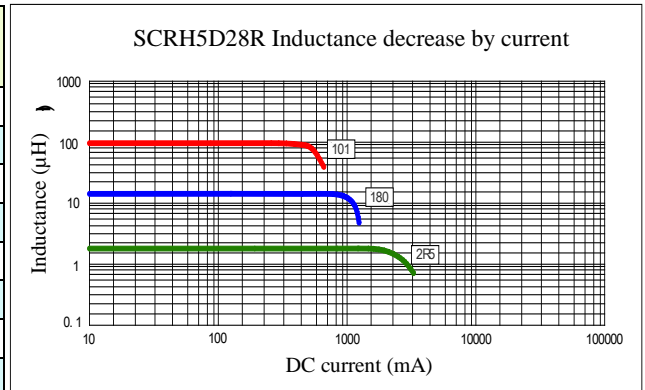


### • Features

1. Magnetically shielded construction
2. Excellent Power Density
3. Engineered to Provide High Efficiency

## CHARACTERISTICS

Part Number	Inductance (uH) (1)	Test Frequency	DC Resistance (Ω MAX) (2)	Saturation Current <sup>(3)</sup> (A)	Temperature Current <sup>(4)</sup> (A)
SCRH5D28R-2R5	2.5	100KHZ	17.6m	2.60	4.40
SCRH5D28R-3R3	3.3	100KHZ	20.3m	2.30	4.18
SCRH5D28R-4R0	4.0	100KHZ	27.0m	2.10	3.96
SCRH5D28R-5R0	5.0	100KHZ	31.1m	1.85	3.38
SCRH5D28R-6R0	6.0	100KHZ	41.9m	1.70	3.00
SCRH5D28R-8R0	8.0	100KHZ	49.9m	1.50	2.70
SCRH5D28R-100	10	100KHZ	54.0m	1.30	2.43
SCRH5D28R-120	12	100KHZ	71.6m	1.20	2.18
SCRH5D28R-150	15	100KHZ	82.4m	1.10	1.96
SCRH5D28R-180	18	100KHZ	101.5m	1.05	1.76
SCRH5D28R-220	22	100KHZ	119.0m	0.95	1.58
SCRH5D28R-270	27	100KHZ	146.0m	0.85	1.50
SCRH5D28R-330	33	100KHZ	182.5m	0.76	1.35
SCRH5D28R-390	39	100KHZ	209.5m	0.68	1.21
SCRH5D28R-470	47	100KHZ	229.5m	0.60	1.15
SCRH5D28R-560	56	100KHZ	305.0m	0.55	1.03
SCRH5D28R-680	68	100KHZ	351.0m	0.48	0.94
SCRH5D28R-820	82	100KHZ	418.5m	0.45	0.85
SCRH5D28R-101	100	100KHZ	520.0m	0.40	0.78



- (1). Inductance tolerance  $\pm 30\%$  tested at 0.25V, 0ADC and 25°C
- (2). DCR measured at 25°C.
- (3). The DC current at which the inductance decreases by 35% from its initial value.
- (4). The DC current that results in a 40°C temperature rise from 25°C ambient.

[Click here for QUANTITY PER REEL & PACKING INFORMATION](#)

Custom versions available upon request.